



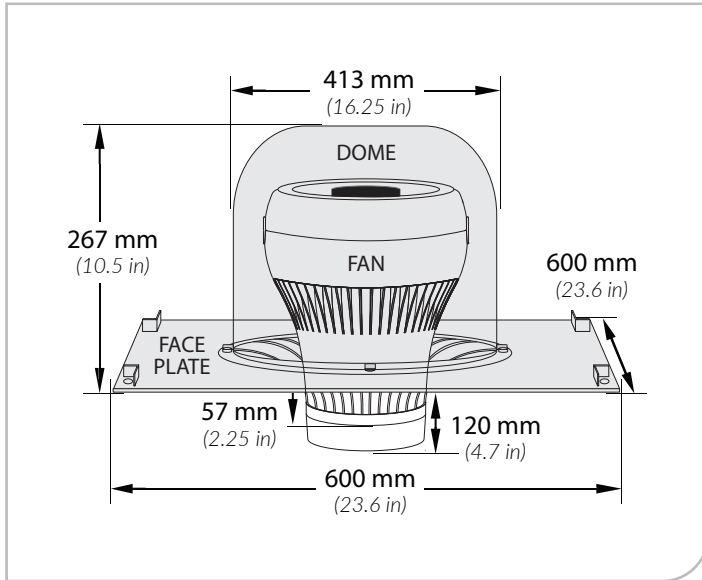
PRODUCT INFORMATION & INSTALLATION GUIDE 2025

Airius Model 10 'Short'
SUSPENDED SERIES

www.airius.com.au

AIRIUS[®]
Airflow Reinvented

MODEL 10 SHORT DIMENSIONS AND PROPERTIES



UNIT SIZE

Weight (Ceiling Mount):	3.6 kgs (8 lbs)
Weight (Fan):	3.2 kgs (7 lbs)
Weight (Total):	6.8 kgs (15.0 lbs)
Width:	600 mm (23.6 in)
Depth:	600 mm (23.6 in)
Dome Height:	267 mm (10.5 in)
Dome Diameter:	413 mm (16.25 in)
Nozzle Height:	120 mm (4.7 in)

SHORT

MOTOR

Watts*:	13.5
RPM*:	868
L/S*:	100 (213 CFM)
m ³ /hr:	361
Centre Line Velocity ¹ :	1.52 m/s @ 3 m
AMPS*:	0.06

230V @ 50 Hz

*Motor data provided by motor manufacturer and is subject to change at anytime
¹Velocity profile tested in situ

COVERAGE Heating Cooling

Ceiling Height =	Up to 3.5 m (11 ft)	Up to 2.5 m (8 ft)
Floor Area =	Up to 46 m ² (500 ft ²)	Up to 36.8 m ² (400 ft ²)

All data is indicative only and can change subject to application. For more accurate design please contact Airius.

MOTOR

Single Phase
 PSC - Permanent Split Capacitor motor
 230 Volt @ 50 Hz

OPERATING TEMPERATURES

Operating Temperature	= -20°C (-4°F) to 70°C (158°F)
Thermal Cut Off	= 70°C (158°F)

HOUSING

PC/ABS Resin - Inc. Faceplate, dome, internal fixed blade fan stator, nozzle and cowl

UL 94 5VA flame resistance rating

Applicable to Titan Series Upgrade - Chemical resistant ABS resin housing and stator blades with stainless steel fixings

INGRESS PROTECTION

IP55 Rated

NOISE LEVELS

Sound Pressure Level = 27.7 dB(A)

Calculated from nozzle of unit to head height when installed at maximum ceiling height

For additional noise level information contact Airius

COLOUR

Cool gray 2C - Off white as standard

Can be tailor painted to your colour specifications

Titan Series Upgrade - Off white as standard

ACCESSORIES & OPTIONS

Optional speed controls allow for variable output from Airius unit.

1 AMP and 5 AMP controls available

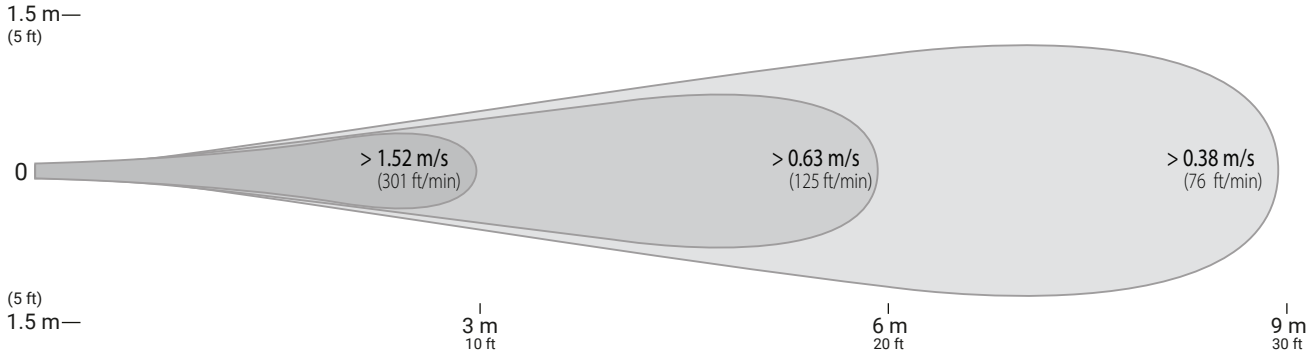
Air & Surface Purification - Used to mitigate contaminants:

- PHI kit - Photohydroionization - Advanced oxidation technology
- NPBI kit - Needlepoint BiPolar Ionization - Leading Ion technology

WARRANTY

3 years full manufacturers replacement from date of despatch.

VELOCITY PROFILE



UNIT PLACEMENT

PREPARATION

Install electrical circuit(s) and outlet(s) in accordance with national and local electric codes.

Outlets should generally be mounted vertically unless a “twist/locking” type is being used.

Wall switch may be installed in circuit to disable power and prevent electrical hazards when servicing.

Confirm electrical continuity of Airius unit on the ground before permanently mounting in the ceiling.

MAINTENANCE

Frequency of cleaning will vary by application and environment.

You may clean the plastic housing with a damp warm cloth, using mild household detergents.

Do not use petroleum products, thinners or solvents to clean any part of the Airius unit.

If the Airius unit fails, contact manufacturer.

MATERIALS & PROPERTIES

Constructed from recyclable materials.

The outer shell, stator and fan blades are fire rated UL 94 5VA materials.

Power cord is a 1.8 m, 3 wire, 1.02 mm diameter 300VAC rated electrical cord - CE/EU compliance rated as HO5VV (PLUG NOT SUPPLIED).

Single phase, shaded pole, single speed, axial motor.

Motor is thermally protected. Cut off is at 70°C.

No lubrication required. Bearings are sealed.

OPERATION

Designed to operate 24 hours-a-day, 7 days-a-week to maintain air circulation/thermal equalization/humidity equalization.

Use optional speed control to fine tune RPM if needed.

INSTALLATION

Do not hard connect fans in excess of 10 kgs unless agreed with Airius prior to Installation. When attaching it is preferred if some chain or cable is used between fan and the support. However it is not imperative.

For installation into suspended, dropped or false ceilings.

For cooling applications fans can be installed slightly lower. Contact Airius for design details and assistance.

The Airius unit performs best when air column from the nozzle is unimpeded to the floor.

The Airius unit should not be mounted directly in front of heat ducts, vents or any other high heat source.

Use professionally installed hardware, capable of supporting a minimum of five times the weight of the fan unit.

Hardware to hang the unit includes but is not restricted to: Hooks, chains, cables, carabiners, bridle rings, beam clamps and bolts.

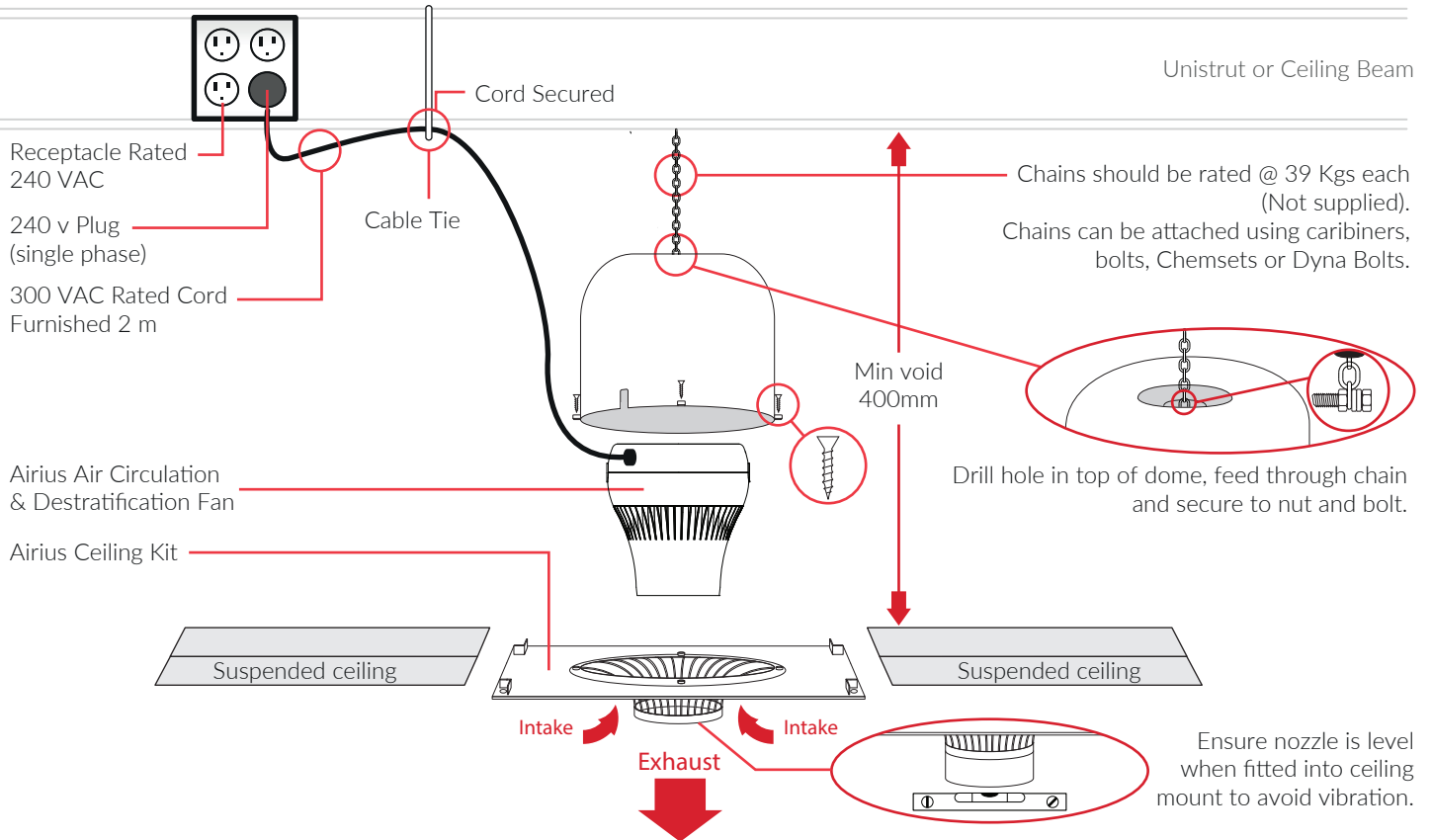
Density of the placement is directly related to the effectiveness, performance and savings.

Mount out of reach from people and animals.

Floor plans, mezzanines, office locations, machinery, people placement, plumbing, lighting, duct work, electrical systems, natural light/air systems, cranes, doors, windows, ventilation and fire suppression systems are all factors in properly locating the Airius system within the ceiling.

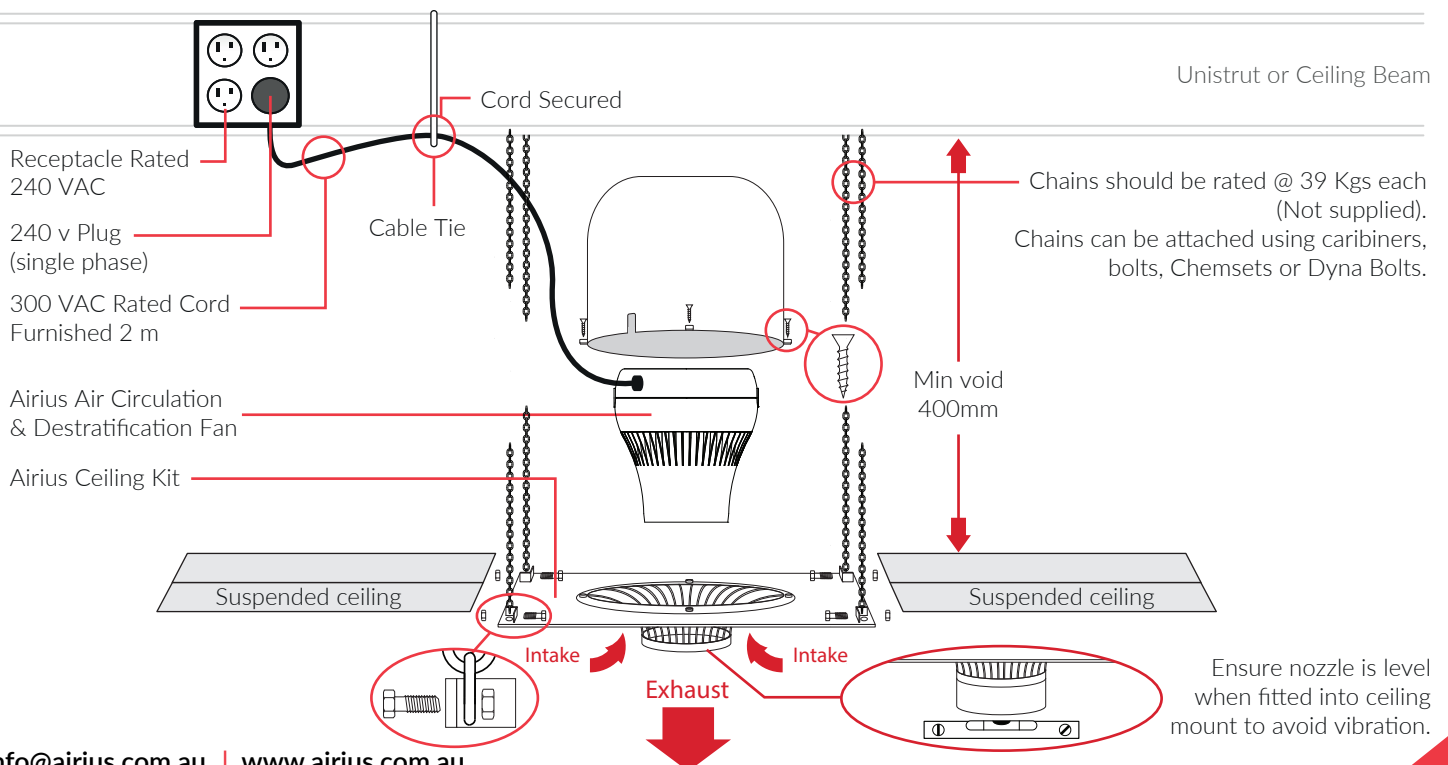
CHAIN HUNG (1 Chain)

PLUG NOT SUPPLIED



CHAIN HUNG (4 Chains)

PLUG NOT SUPPLIED



AIRIUS SPEED CONTROLLER 1 AMP



AIRIUS MODEL	10	15/S2	25/S1	45/PS-4	45/PS-2	Onyx PS-4	50/PS-4	60/PS-4	G400/PS-4
NO. OF UNITS	13	10	5	4	1	2	2	1	1

MOUNTING

The controllers are to be mounted on a smooth surface. Connect voltage supply, motor(s) and earth as shown in the scheme with cables of the proper diameter. On the mains side, a safety switch with recommend pre-fuses has to be installed.

TRANSPORT AND STOCK KEEPING

Avoid shocks and extreme conditions, stock in original packaging.

WARRANTY

Two years from delivery date against defects in manufacturing. Any modifications or alterations to the product relieve the manufacturer of all responsibility. The manufacturer bears no responsibility for any misprints or mistakes in this data, and modifications or improvements to the product can be made at any time after date of publication.

TECHNICAL DATA

Voltage: 230Vac – 50/60Hz
Weight: 1 kg
IP Rating: IP54

	MAX AMPS	FUSE
STR-1-10L10	1.0	FT-1.25 A

Enclosure: Plastic R-ABS, UL94-V0, grey RAL 7035 or sheet steel (RAL 7032, polyester powder coating).

Recommended prim. Fuse: ca 1,5 x trafo.
Max ambient temperature: 35°C

These transformer speed controllers are based on the principle of voltage control with auto-transformers. They are applicable to voltage-controllable motors (230V – 50/60Hz) to control the speed (of fans, pumps etc.). When choosing a controller it is important to know the current intensity consumption on the taps.

MAINTENANCE

In normal conditions the controllers are maintenance-free. If soiled clean with dry or dampish cloth. In case of heavy pollution clean with a non-aggressive product. In these circumstances the controller should be disconnected from the mains. Pay attention that no fluids enter the controller. Only reconnect the controller to the mains when it is completely dry.

MOTOR PROTECTION

It is always recommended to install a proper motor protection device.

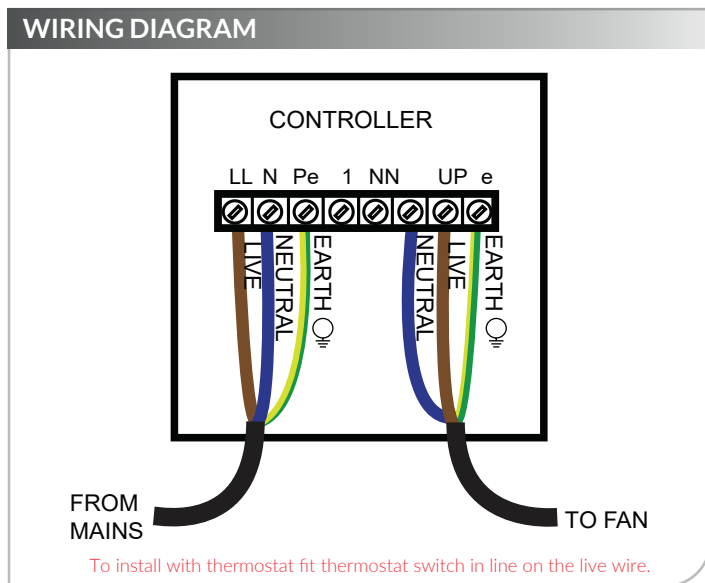
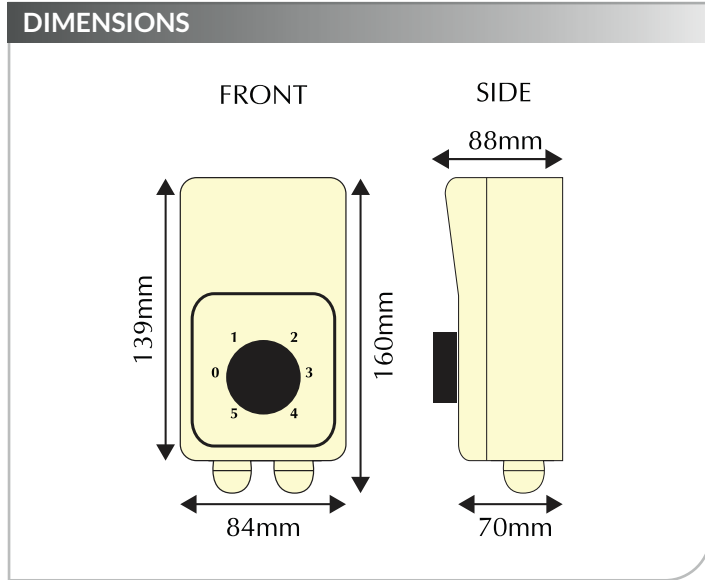


All works may only be carried out by skilled personnel following the local regulations and AFTER the controller is completely separated from the mains. Replace fuse only with same type and rating.



According to the low voltage directive: 2006/95/EC/
 The EMC directive: 2004/108/EC

AIRIUS SPEED CONTROLLER 1 AMP



PLEASE NOTE: THIS CONTROLLER MUST BE EARTHED

AIRIUS SPEED CONTROLLER 5 AMP



AIRIUS MODEL	10	15/S2	25/S1	45/PS-4	45/PS-2	Onyx PS-4	50/PS-4	60/PS-4	G400/PS-4
NO. OF UNITS	67	53	25	20	6	11	11	6	5

MOUNTING

The controllers are to be mounted on a smooth surface. Connect voltage supply, motor(s) and earth as shown in the scheme with cables of the proper diameter. On the mains side, a safety switch with recommend pre-fuses has to be installed.

TRANSPORT AND STOCK KEEPING

Avoid shocks and extreme conditions, stock in original packaging.

WARRANTY

Two years from delivery date against defects in manufacturing. Any modifications or alterations to the product relieve the manufacturer of all responsibility. The manufacturer bears no responsibility for any misprints or mistakes in this data, and modifications or improvements to the product can be made at any time after date of publication.

TECHNICAL DATA

Voltage: 230Vac – 50/60Hz
Weight: 5.5 kg
IP Rating: IP54

	MAX AMPS	FUSE
STR-1-50L22	5.0	FT-8.0 A

Enclosure: Plastic R-ABS, UL94-V0, grey RAL 7035 or sheet steel (RAL 7032, polyester powder coating).

Recommended prim. Fuse: ca 1,5 x trafo.
Max ambient temperature: 35°C

These transformer speed controllers are based on the principle of voltage control with auto-transformers. They are applicable to voltage-controllable motors (230V – 50/60Hz) to control the speed (of fans, pumps etc.). When choosing a controller it is important to know the current intensity consumption on the taps.

MAINTENANCE

In normal conditions the controllers are maintenance-free. If soiled clean with dry or dampish cloth. In case of heavy pollution clean with a non-aggressive product. In these circumstances the controller should be disconnected from the mains. Pay attention that no fluids enter the controller. Only reconnect the controller to the mains when it is completely dry.

MOTOR PROTECTION

It is always recommended to install a proper motor protection device.

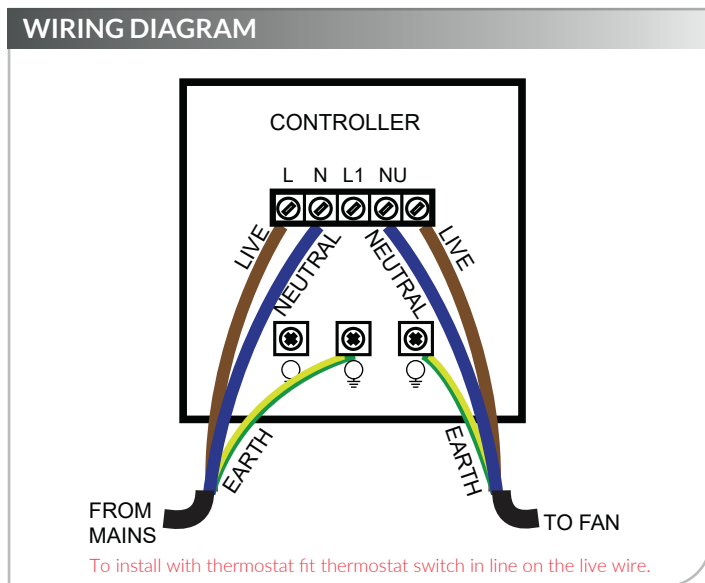
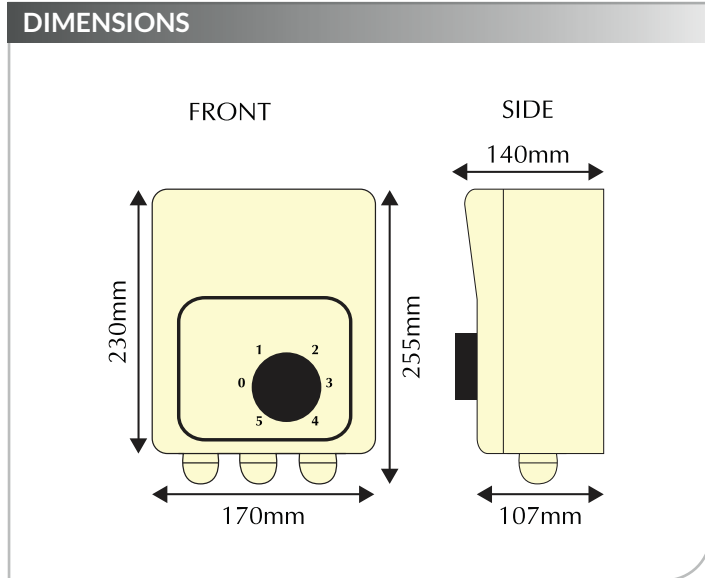


All works may only be carried out by skilled personnel following the local regulations and AFTER the controller is completely separated from the mains. Replace fuse only with same type and rating.



According to the low voltage directive: 2006/95/EC/
 The EMC directive: 2004/108/EC

AIRIUS SPEED CONTROLLER 5 AMP



PLEASE NOTE: THIS CONTROLLER MUST BE EARTHED



AIRIUS[®]

Airius Air Solutions Pty Ltd

info@airius.com.au

www.airius.com.au